








## Altered Mental Status

The purpose of this protocol is to provide for the assessment and treatment of patients with altered mental status. Consideration should be given to treatable and reversible causes (e.g., hypoglycemia, opioid overdose, etc.). For patients  $\leq 14$  years of age refer to **Pediatric Altered Mental Status-Treatment Protocol**.

1. Follow **General Pre-hospital Care Protocol-Treatment Protocol**.
2. If patient is not alert or vital signs are abnormal:
  - a. Evaluate and maintain airway, provide oxygenation, and support ventilations as needed per **Airway Management-Procedure Protocol**.
  - b. If no suspected spinal injury, place the patient in recovery position.
3. If respiratory depression is present due to suspected opioid overdose, administer **naloxone** per **Opioid Overdose Treatment and Prevention-Treatment Protocol**.
4. Restrain patient, if necessary, refer to **Patient Restraint-Procedure Protocol**.
5. For a known diabetic, consider small amounts of **oral glucose** if unable to measure blood glucose level.
-  6. If the patient is demonstrating signs of hypoglycemia, measure blood glucose level (may be MFR skill, see **Blood Glucose Testing-Procedure Protocol**.)
  - a. If less than 60 mg/dL, administer oral glucose (all licensure levels).
  -  b. Administer IV **dextrose** 25 gm, may titrate to fully awake and oriented.
  -  c. Per MCA selection, if unable to start IV, when IV **dextrose** is indicated, administer **glucagon** 1 mg (if available per MCA selection), (may be EMT skill per MCA selection).

### Glucagon administration per MCA Selection

	1 mg <b>Glucagon</b> IM	1 mg <b>Glucagon</b> IN
EMT		
Specialist		
Paramedic		

-  d. Recheck the blood glucose level (may be MFR skill, see **Blood Glucose Testing-Procedure Protocol**.) 10 minutes after glucose or **glucagon** (per MCA selection) administration.
-  7. If glucose is  $>250$  mg/dL, administer **NS** or **LR** IV bolus, up to 1 L.
  - a. For patients with renal failure or heart failure, decrease volume to 500 mL.
-  8. Consider 12 Lead ECG (Per MCA selection, may be a BLS or Specialist procedure) follow **12 Lead ECG-Procedure Protocol**.
-  9. If the patient is not alert and the cause is not immediately known contact Medical Control and consider:
 

A – Alcohol	T – Trauma	C – Cardiac
E – Epilepsy	I – Ingestion	H – Hypoxia



**Michigan**  
**ADULT TREATMENT**  
**ALTERED MENTAL STATUS**

Initial Date: 11/15/2012  
Revised Da: 12/02/2022

Section 3-1

I – Insulin  
O – Overdose  
U – Uremia

P – Psych  
P – Phenothiazine  
S – Salicylates

E – Environmental  
S – Stroke  
S - Sepsis

Medication Protocols

Dextrose  
Glucagon